

BOOK TWO: Elementary

# A DOZEN A DAY



*Pre-Practice*  
*Technical Exercises*  
FOR THE PIANO

by

*Edna-Mae Burnam*



CHAPPELL & CO. LTD.

LONDON, W.1

THE WILLIS MUSIC COMPANY

CINCINNATI, OHIO

*To my family*

## A DOZEN A DAY

Many people do physical exercises every morning before they go to work.

Likewise— we should all give our fingers exercises every day BEFORE we begin our practising.

The purpose of this book is to help develop strong hands and flexible fingers.

Do not try to learn the entire first dozen exercises the first week you study this book! Just learn two or three exercises and do them each day *before* practising. When these are mastered, add another, then another, and keep adding until the twelve can be played perfectly.

When the first dozen—Group I—have been mastered and perfected—Group II may be introduced in the same manner.

When the entire book is finished, any of the groups may be transposed to different keys. In fact, this should be encouraged.


EDNA-MAE BURNAM

# CONTENTS

GROUP I	1
1. Walking and Running	
2. Skipping	
3. Hopping	
4. Deep Breathing	
5. Deep Knee Bend	
6. Stretching	
7. Stretching Right Leg Up	
8. Stretching Left Leg	
9. Cartwheels	
10. The Splits	
11. Standing on Head	
12. Fit as a Fiddle and Ready to Go	
GROUP II	5
1. Morning Stretch	
2. Walking	
3. Running	
4. High Stepping	
5. Jumping	
6. Kicking Right Leg	
7. Kicking Left Leg	
8. The Splits	
9. Leg Work ( <i>lying down</i> )	
10. Sitting Up and Lying Down	
11. A Hard Trick	
12. Fit as a Fiddle and Ready to Go	
GROUP III	10
1. Deep Breathing	
2. Rolling	
3. Climbing ( <i>in place</i> )	
4. Tip-toe Running ( <i>in place</i> )	
5. Baby Steps	
6. Giant Steps	
7. Jumping Rope	
8. Somersaults	
9. Touching Toes	
10. Ballet Exercise (" <i>Entre chat quatre</i> ")	
11. The Splits	
12. Fit as a Fiddle and Ready to Go	
GROUP IV	15
1. Morning Stretch	
2. Climbing ( <i>in place</i> )	
3. Tip-toe Running ( <i>in place</i> )	
4. Running	
5. Cartwheels	
6. Touching Toes	
7. Hopping	
8. Baby Steps	
9. Giant Steps	
10. Flinging Arms Out and Back	
11. Standing on Head	
12. Fit as a Fiddle and Ready to Go	
GROUP V	21
1. Deep Breathing	
2. Touching Toes	
3. Hopping	
4. Climbing a Ladder	
5. Jumping Rope ( <i>Slow, and "Red Pepper"</i> )	
6. Swinging Arms	
7. Hand Springs	
8. Walking like a Duck	
9. Bear Walk	
10. Sliding Down the Bannister	
11. A Hard Trick	
12. Fit as a Fiddle and Ready to Go	

# Group I


## 1. Walking and Running



1st time—*legato* (smooth, connected)  
2nd time—*staccato* (sharp, detached)

Musical notation for the first exercise. It consists of two staves (treble and bass clef) in 4/4 time. The first two measures are marked with '1' and '5' above and below notes respectively, indicating fingerings. The first time through is marked as *legato*, and the second time through is marked as *staccato*.

## 2. Skipping



*legato—staccato*

Musical notation for the second exercise. It consists of two staves in 4/4 time. The first two measures are marked with '1 3' and '3 5' above and below notes, indicating fingerings. The notation shows a transition from a smooth *legato* style to a sharp *staccato* style.


## 3. Hopping



*staccato*

Musical notation for the third exercise. It consists of two staves in 4/4 time. The notes are marked with fingerings: 3 1, 4 2, 5 3, 4 2, 3 1. The exercise is performed in a *staccato* style, with notes being short and detached.

# 4. Deep Breathing



Musical notation for '4. Deep Breathing' in 4/4 time. The piece consists of two staves (treble and bass clef). The first two measures feature a melody in the treble clef with fingerings 5 3 1 and 5 4 1. The bass clef accompaniment has fingerings 1 3 5 and 1 2 5. The remaining measures consist of chords in both hands.

# 5. Deep Knee Bend



Musical notation for '5. Deep Knee Bend' in 4/4 time. The piece consists of two staves. The first two measures feature a melody in the treble clef with fingerings 5 4 3 2 1 and 5 4 3. The bass clef accompaniment has fingerings 5 1 3 5 and 5 1 3 5. The remaining measures consist of chords in both hands.

# 6. Stretching



Musical notation for '6. Stretching' in 4/4 time. The piece consists of two staves. The first two measures feature a melody in the treble clef with fingerings 1 5 and 1 3 1. The bass clef accompaniment has fingerings 1 5 and 5. The remaining measures consist of chords in both hands. A dashed line with the label 'L.H.' points to the final measure of the bass clef staff.

# 7. Stretching Right Leg Up



Musical notation for exercise 7. The piece is in 4/4 time. The right hand (RH) plays a sequence of notes: G4 (quarter), A4 (quarter), B4 (quarter), C5 (quarter), B4 (quarter), A4 (quarter), G4 (quarter), F#4 (quarter), E4 (half). The left hand (LH) plays a sequence of notes: C4 (half), F3 (half), G3 (quarter), A3 (quarter), B3 (quarter), C4 (quarter), D4 (quarter), E4 (quarter), F4 (quarter), G4 (quarter), A4 (quarter), B4 (quarter), C5 (half).

# 8. Stretching Left Leg




Musical notation for exercise 8. The piece is in 4/4 time. The right hand (RH) plays a sequence of notes: C4 (half), F3 (half), G3 (quarter), A3 (quarter), B3 (quarter), C4 (quarter), D4 (quarter), E4 (quarter), F4 (quarter), G4 (quarter), A4 (quarter), B4 (quarter), C5 (half). The left hand (LH) plays a sequence of notes: G4 (quarter), A4 (quarter), B4 (quarter), C5 (quarter), B4 (quarter), A4 (quarter), G4 (quarter), F#4 (quarter), E4 (half).

# 9. Cartwheels



Musical notation for exercise 9. The piece is in 4/4 time. The right hand (RH) plays a sequence of notes: G4 (quarter), A4 (quarter), B4 (quarter), C5 (quarter), B4 (quarter), A4 (quarter), G4 (quarter), F#4 (quarter), E4 (half). The left hand (LH) plays a sequence of notes: C4 (half), F3 (half), G3 (quarter), A3 (quarter), B3 (quarter), C4 (quarter), D4 (quarter), E4 (quarter), F4 (quarter), G4 (quarter), A4 (quarter), B4 (quarter), C5 (half). The notation includes fingerings (1, 2, 3) and accents for both hands.

# 10. The Splits



*legato—staccato*

Musical notation for 'The Splits' in 4/4 time. The piece consists of two staves, treble and bass clef. The melody in the treble clef starts with a quarter note G4, followed by a quarter note A4, a quarter note B4, and a quarter note C5. This is followed by a quarter rest, then a quarter note D5, a quarter note E5, and a quarter note F5. The melody continues with a quarter note G5, a quarter note A5, a quarter note B5, and a quarter note C6. The bass clef part follows a similar pattern, starting with a quarter note G3, A3, B3, C4, followed by a quarter rest, D4, E4, F4, G4, A4, B4, C5. Fingerings are indicated by numbers 1, 3, 1, 5, 5, 1, 3 above and below the notes.


# 11. Standing on Head



*legato—staccato*

Musical notation for 'Standing on Head' in 4/4 time. The piece consists of two staves, treble and bass clef. The melody in the treble clef starts with a quarter note G4, followed by a quarter note A4, a quarter note B4, and a quarter note C5. This is followed by a quarter rest, then a quarter note D5, a quarter note E5, and a quarter note F5. The melody continues with a quarter note G5, a quarter note A5, a quarter note B5, and a quarter note C6. The bass clef part follows a similar pattern, starting with a quarter note G3, A3, B3, C4, followed by a quarter rest, D4, E4, F4, G4, A4, B4, C5. Fingerings are indicated by numbers 1, 3, 1, 5, 5, 1, 3 above and below the notes.

# 12. Fit as a Fiddle and Ready To Go



*legato—staccato*

Musical notation for 'Fit as a Fiddle and Ready To Go' in 4/4 time. The piece consists of two staves, treble and bass clef. The melody in the treble clef starts with a quarter note G4, followed by a quarter note A4, a quarter note B4, and a quarter note C5. This is followed by a quarter rest, then a quarter note D5, a quarter note E5, and a quarter note F5. The melody continues with a quarter note G5, a quarter note A5, a quarter note B5, and a quarter note C6. The bass clef part follows a similar pattern, starting with a quarter note G3, A3, B3, C4, followed by a quarter rest, D4, E4, F4, G4, A4, B4, C5. Fingerings are indicated by numbers 1, 3, 5, 2, 5 above and below the notes.

# Group II

## 1. Morning Stretch



Musical notation for 'Morning Stretch' in 4/4 time. The piece consists of four measures. The first measure has a treble clef and a bass clef. The melody in the treble clef starts on a middle C, moves up to G, then to A, and finally to B. The bass clef accompaniment consists of a steady quarter-note pattern: C, F, C, F. The second measure continues the melody with G, F, E, D. The third measure continues with C, B, A, G. The fourth measure concludes with F, E, D, C. The piece ends with a double bar line and repeat dots.


## 2. Walking



*legato—staccato*

Musical notation for 'Walking' in 4/4 time. The piece consists of four measures. The melody in the treble clef is a sequence of eighth notes: C, D, E, F, G, A, B, A, G, F, E, D, C. The bass clef accompaniment is a steady eighth-note pattern: C, D, E, F, G, A, B, A, G, F, E, D, C. The piece is marked 'legato—staccato' and ends with a double bar line and repeat dots.

## 3. Running



*legato—staccato*

Musical notation for 'Running' in 4/4 time. The piece consists of four measures. The melody in the treble clef is a sequence of eighth notes: C, D, E, F, G, A, B, A, G, F, E, D, C. The bass clef accompaniment is a steady eighth-note pattern: C, D, E, F, G, A, B, A, G, F, E, D, C. The piece is marked 'legato—staccato' and ends with a double bar line and repeat dots.



## 4. High Stepping



*legato—staccato*


Musical notation for "High Stepping" in 4/4 time. The piece consists of two staves: a treble clef staff and a bass clef staff. The melody in the treble staff is marked with fingerings: 1 3 2 4 3 5 2 4. The bass staff features a rhythmic accompaniment with fingerings: 5 3 4 2 3 1 4 2. The music is divided into four measures, with a repeat sign at the end.

## 5. Jumping



Musical notation for "Jumping" in 4/4 time. The piece consists of two staves: a treble clef staff and a bass clef staff. The treble staff features a melody with accents (^) and fingerings: 1 3, 1 4. The bass staff features a rhythmic accompaniment with fingerings: 1 3 5, 5 2. The music is divided into four measures, with a repeat sign at the end.

## 6. Kicking Right Leg



Musical notation for "Kicking Right Leg" in 4/4 time. The piece consists of two staves: a treble clef staff and a bass clef staff. The treble staff features a melody with fingerings: 1 5. The bass staff features a rhythmic accompaniment with fingerings: 1 5. The music is divided into four measures, with a repeat sign at the end.

# 7. Kicking Left Leg



# 8. The Splits



# 9. Leg Work (lying down)




*legato—staccato*

R. leg

R. leg

Both legs

## 10. Sitting Up and Lying Down



*legato—staccato*

Musical score for exercise 10, consisting of three systems of piano accompaniment in 4/4 time. Each system has a treble and bass clef staff. The first system includes fingerings (1, 5, 5, 1, 1, 5, 5, 1) and the instruction *legato—staccato*. The second and third systems continue the piece with various rhythmic patterns and fingerings.

## 11. A Hard Trick

Practise this first:


*legato—staccato*

Then practise this:

*legato—staccato*


Musical score for exercise 11, consisting of two systems of piano accompaniment in 4/4 time. Each system has a treble and bass clef staff. The first system includes fingerings (1, 3, 1, 5, 1, 3, 1) and the instruction *legato—staccato*. The second system includes fingerings (1, 3, 1, 5, 1, 3, 1) and the instruction *legato—staccato*. The piece concludes with a double bar line and repeat dots.

Now do the whole trick:




*legato—staccato*

## 12. Fit as a Fiddle and Ready To Go



# Group III

## 1. Deep Breathing



A musical score for a piano piece in 4/4 time. It consists of two staves, treble and bass clef. The music is composed of chords and chordal textures. The first measure has a treble clef chord (G4, B4, D5) and a bass clef chord (G2, B1, D2). The second measure has a treble clef chord (Bb4, D5, F5) and a bass clef chord (Bb1, D2, F2). The third measure has a treble clef chord (D5, F5, Ab5) and a bass clef chord (D2, F2, Ab2). The fourth measure has a treble clef chord (F5, Ab5, Bb5) and a bass clef chord (F2, Ab2, Bb2). The fifth measure has a treble clef chord (Ab5, Bb5, D6) and a bass clef chord (Ab2, Bb2, D3). The sixth measure has a treble clef chord (Bb5, D6, F6) and a bass clef chord (Bb2, D3, F3). The seventh measure has a treble clef chord (D6, F6, Ab6) and a bass clef chord (D3, F3, Ab3). The eighth measure has a treble clef chord (F6, Ab6, Bb6) and a bass clef chord (F3, Ab3, Bb3). The piece ends with a double bar line.

## 2. Rolling



*legato—staccato*

A musical score for a piano piece in 4/4 time. It consists of two staves, treble and bass clef. The music is composed of eighth notes and chords. The first measure has a treble clef chord (G4, B4, D5) and a bass clef chord (G2, B1, D2). The second measure has a treble clef chord (Bb4, D5, F5) and a bass clef chord (Bb1, D2, F2). The third measure has a treble clef chord (D5, F5, Ab5) and a bass clef chord (D2, F2, Ab2). The fourth measure has a treble clef chord (F5, Ab5, Bb5) and a bass clef chord (F2, Ab2, Bb2). The fifth measure has a treble clef chord (Ab5, Bb5, D6) and a bass clef chord (Ab2, Bb2, D3). The sixth measure has a treble clef chord (Bb5, D6, F6) and a bass clef chord (Bb2, D3, F3). The seventh measure has a treble clef chord (D6, F6, Ab6) and a bass clef chord (D3, F3, Ab3). The eighth measure has a treble clef chord (F6, Ab6, Bb6) and a bass clef chord (F3, Ab3, Bb3). The piece ends with a double bar line.

A musical score for a piano piece in 4/4 time. It consists of two staves, treble and bass clef. The music is composed of eighth notes and chords. The first measure has a treble clef chord (G4, B4, D5) and a bass clef chord (G2, B1, D2). The second measure has a treble clef chord (Bb4, D5, F5) and a bass clef chord (Bb1, D2, F2). The third measure has a treble clef chord (D5, F5, Ab5) and a bass clef chord (D2, F2, Ab2). The fourth measure has a treble clef chord (F5, Ab5, Bb5) and a bass clef chord (F2, Ab2, Bb2). The fifth measure has a treble clef chord (Ab5, Bb5, D6) and a bass clef chord (Ab2, Bb2, D3). The sixth measure has a treble clef chord (Bb5, D6, F6) and a bass clef chord (Bb2, D3, F3). The seventh measure has a treble clef chord (D6, F6, Ab6) and a bass clef chord (D3, F3, Ab3). The eighth measure has a treble clef chord (F6, Ab6, Bb6) and a bass clef chord (F3, Ab3, Bb3). The piece ends with a double bar line.

### 3. Climbing (in place)



*legato—staccato*

*simile*

This system of musical notation is in 4/4 time. The treble clef staff contains a sequence of eighth notes with fingerings 1, 2, 3, 1, 1, 1, 1, 1, 1, 1, 1, 1. The bass clef staff contains a sequence of eighth notes with fingerings 3, 2, 1, 3, 3, 3, 3, 3, 3, 3, 3, 3. The first measure of the treble staff is marked with a slur and a '3', indicating a triplet. The second measure of the bass staff is marked with a slur and a '3', indicating a triplet. The word 'legato—staccato' is written above the first measure, and 'simile' is written below the first measure of the second system.

This system of musical notation continues the piece. The treble clef staff contains a sequence of eighth notes with fingerings 3, 2, 1, 3, 3, 3, 3, 3, 3, 3, 3, 3. The bass clef staff contains a sequence of eighth notes with fingerings 1, 2, 3, 1, 1, 1, 1, 1, 1, 1, 1, 1. The first measure of the treble staff is marked with a slur and a '3', indicating a triplet. The second measure of the bass staff is marked with a slur and a '3', indicating a triplet. The piece concludes with a double bar line and repeat dots.

### 4. Tip-toe Running (in place)



*simile*

This system of musical notation is in 4/4 time. The treble clef staff contains a sequence of eighth notes with fingerings 3, 2, 1, 3, 2, 1, 3, 2, 1, 3, 2, 1. The bass clef staff contains a sequence of eighth notes with fingerings 3, 2, 1, 3, 2, 1, 3, 2, 1. The first measure of the treble staff is marked with a slur and a '3', indicating a triplet. The second measure of the bass staff is marked with a slur and a '3', indicating a triplet. The word 'simile' is written below the first measure of the second system.

This system of musical notation continues the piece. The treble clef staff contains a sequence of eighth notes with fingerings 3, 2, 1, 3, 2, 1, 3, 2, 1, 3, 2, 1. The bass clef staff contains a sequence of eighth notes with fingerings 3, 2, 1, 3, 2, 1, 3, 2, 1. The first measure of the treble staff is marked with a slur and a '3', indicating a triplet. The second measure of the bass staff is marked with a slur and a '3', indicating a triplet. The piece concludes with a double bar line and repeat dots.

# 5. Baby Steps



*legato—staccato*

A musical score for a piano in 4/4 time. The piece is marked 'legato—staccato'. The melody is in the treble clef, and the bass line is in the bass clef. The first few measures include fingering numbers: 1 3 1 3 1 in the treble and 1 3 1 3 1 in the bass. The music consists of eighth and sixteenth notes, ending with a repeat sign.

# 6. Giant Steps




A musical score for a piano in 4/4 time. The melody is in the treble clef, and the bass line is in the bass clef. The music features large intervals, with notes on the treble staff jumping from the first line to the fifth line. Fingering numbers 1 and 5 are indicated for these notes. The piece ends with a repeat sign.

# 7. Jumping Rope



A musical score for a piano in 4/4 time. The melody is in the treble clef, and the bass line is in the bass clef. The music consists of dotted quarter notes. Fingering numbers 5 1 are indicated for the first five measures. The piece ends with a repeat sign.

# 8. Somersaults




Musical score for 'Somersaults' in 4/4 time. The score consists of two staves: a treble clef staff for the right hand (R.H.) and a bass clef staff for the left hand (L.H.). The piece features a series of triplet patterns in both hands. The first four measures are marked 'L.H.' and the fifth measure is marked 'R.H.'. The final measure contains an 8-measure rest for the right hand.

# 9. Touching Toes



Musical score for 'Touching Toes' in 4/4 time. The score consists of two staves: a treble clef staff and a bass clef staff. The piece features a series of chords and single notes in both hands, with dashed lines indicating the movement of the notes between the staves. The score is divided into three measures.


# 10. Ballet Exercise "Entre chat quatre"



Musical score for 'Ballet Exercise' in 3/4 time. The score consists of two staves: a treble clef staff and a bass clef staff. The piece features a series of chords and single notes in both hands, with accents and slurs. The score is divided into three measures.



# 11. The Splits



*legato—staccato*

A piano score for 'The Splits' in 4/4 time. The piece is marked 'legato—staccato'. The right hand (treble clef) plays a melodic line with eighth and sixteenth notes, featuring fingerings 1, 3, 1, 1, 3, 1, 5, 1, 3, 1, 4, 1, 3. The left hand (bass clef) plays a rhythmic accompaniment with eighth notes, featuring fingerings 1, 3, 1, 4, 1, 3, 1, 5, 1, 3, 1, 4, 1, 3. The score concludes with a double bar line and repeat dots.

# 12. Fit as a Fiddle and Ready To Go



*legato—staccato*

The first system of the piano score for 'Fit as a Fiddle and Ready To Go' in 4/4 time. The right hand (treble clef) plays a melodic line with eighth notes, featuring fingerings 1 and 5. The left hand (bass clef) plays a rhythmic accompaniment with chords and eighth notes.

The second system of the piano score for 'Fit as a Fiddle and Ready To Go' in 4/4 time. The right hand (treble clef) plays chords and eighth notes. The left hand (bass clef) plays a melodic line with eighth notes, featuring fingerings 5 and 1. The score concludes with a double bar line and repeat dots.

# Group IV

## 1. Morning Stretch



Musical score for 'Morning Stretch' in 4/4 time. The score consists of two staves, treble and bass clef. The melody in the treble clef starts on G4, moving up stepwise to D5. The bass clef accompaniment starts on G3, moving up stepwise to D4. Fingerings are indicated by numbers 1 and 5. Slurs are used to group notes in both hands. The piece ends with a final chord in both hands.

## 2. Climbing (in place)



*legato—staccato*

Musical score for 'Climbing (in place)' in 4/4 time. The score consists of two staves, treble and bass clef. The melody in the treble clef starts on G4 and moves up stepwise to D5. The bass clef accompaniment starts on G3 and moves up stepwise to D4. The piece is marked 'legato—staccato'. Slurs are used to group notes in both hands. The piece ends with a final chord in both hands.

### 3. Tip-toe Running (in place)



4 3 2 1 4 3 2 1 4      4      4      4      4      4      4      4

### 4. Running




*legato—staccato*

1      5      5

1

# 5. Cartwheels



A musical score for the piece 'Cartwheels'. It consists of two systems of staves. The first system has a treble and bass staff. The treble staff contains a melody with eighth and sixteenth notes. The bass staff contains a bass line with eighth notes. A bracket under the first two measures of the bass staff indicates a fingering sequence: 5, 4, 2, 1 in the first measure and 1, 2, 4, 5 in the second. The second system also has a treble and bass staff. The treble staff continues the melody, and the bass staff continues the bass line. The piece ends with a final chord in the treble staff and a whole note in the bass staff.

# 6. Touching Toes



A musical score for the piece 'Touching Toes'. It consists of two systems of staves. The first system has a treble and bass staff. The treble staff contains a melody of eighth notes. The bass staff contains a bass line of eighth notes. Dashed lines connect the notes in the treble staff to the notes in the bass staff, indicating a specific rhythmic or melodic relationship. The second system continues this pattern for several measures.

# 7. Hopping



Musical notation for the first system of 'Hopping'. It consists of a grand staff with a treble clef on top and a bass clef on the bottom, both in 4/4 time. The right hand (treble clef) plays a sequence of eighth notes: G4, A4, B4, C5, G4, A4, B4, C5, G4, A4, B4, C5, G4, A4, B4, C5, G4, A4, B4, C5. The left hand (bass clef) plays a steady eighth-note accompaniment: G3, A3, B3, C4, G3, A3, B3, C4, G3, A3, B3, C4, G3, A3, B3, C4, G3, A3, B3, C4.


Musical notation for the second system of 'Hopping'. It consists of a grand staff with a treble clef on top and a bass clef on the bottom, both in 4/4 time. The right hand (treble clef) plays a steady eighth-note accompaniment: G4, A4, B4, C5, G4, A4, B4, C5, G4, A4, B4, C5, G4, A4, B4, C5, G4, A4, B4, C5. The left hand (bass clef) plays a sequence of eighth notes: G3, A3, B3, C4, G3, A3, B3, C4, G3, A3, B3, C4, G3, A3, B3, C4, G3, A3, B3, C4.

# 8. Baby Steps



Musical notation for 'Baby Steps'. It consists of a grand staff with a treble clef on top and a bass clef on the bottom, both in 4/4 time. The right hand (treble clef) plays a sequence of eighth notes: G4, A4, B4, C5, G4, A4, B4, C5, G4, A4, B4, C5, G4, A4, B4, C5, G4, A4, B4, C5. The left hand (bass clef) plays a sequence of eighth notes: G3, A3, B3, C4, G3, A3, B3, C4, G3, A3, B3, C4, G3, A3, B3, C4, G3, A3, B3, C4. Above the treble clef, there are fingerings: 2-3-1, 2-3-1, 2-3-1, 2-3-1, 2-3-1, 2-3-1, 2-3-1, 2-3-1. Below the bass clef, there are fingerings: 2-3-4, 2-3-4, 2-3-4, 2-3-4, 2-3-4, 2-3-4, 2-3-4, 2-3-4. The text *legato—staccato* is written between the two staves. At the top left, there are fingerings for the right hand: 2-3-1, 2-3-1, 2-3-1, 2-3-1, 2-3-1, 2-3-1, 2-3-1, 2-3-1. At the bottom left, there are fingerings for the left hand: 2-3-4, 2-3-4, 2-3-4, 2-3-4, 2-3-4, 2-3-4, 2-3-4, 2-3-4.

# 9. Giant Steps



The first system of musical notation for 'Giant Steps' consists of two staves, treble and bass clef, in 4/4 time. The melody in the treble clef features a sequence of notes with fingerings: 1, 5, 1, 5, 1, 5, 1, 5, 1, 5. The bass clef accompaniment mirrors this pattern with notes 5, 1, 5, 1, 5, 1, 5, 1, 5, 1. Slurs connect the notes in both hands.

The second system of musical notation continues the piece. The treble clef melody consists of a series of eighth notes with slurs. The bass clef accompaniment consists of a steady eighth-note pattern, also with slurs. The system concludes with a double bar line and repeat dots.

# 10. Flinging Arms Out and Back



*legato—staccato*

The first system of musical notation for 'Flinging Arms Out and Back' consists of two staves, treble and bass clef, in 4/4 time. The treble clef melody is a sequence of eighth notes, marked with a slur. The bass clef accompaniment is a steady eighth-note pattern, also marked with a slur.

The second system of musical notation continues the piece. The treble clef melody is a sequence of eighth notes with a slur. The bass clef accompaniment is a steady eighth-note pattern with a slur. The system concludes with a double bar line and repeat dots.

# 11. Standing on Head



*legato—staccato*

Musical notation for the first system of 'Standing on Head'. It consists of two staves (treble and bass clef) in 4/4 time. The melody in the treble clef starts with a quarter note G4, followed by eighth notes A4, B4, C5, and D5. The bass clef accompaniment starts with a quarter note G3, followed by eighth notes A3, B3, and C4. Fingering numbers 1, 3, 1, 5, 1, 1, 3, 1 are placed above the treble clef notes. Fingering numbers 5, 3, 1, 5, 5, 3 are placed below the bass clef notes.

Musical notation for the second system of 'Standing on Head'. It consists of two staves (treble and bass clef) in 4/4 time. The melody in the treble clef continues with eighth notes E5, F5, G5, and A5, followed by a quarter note B5. The bass clef accompaniment continues with eighth notes D4, E4, F4, and G4, followed by a quarter note A4. Fingering numbers 1, 3, 1, 3, 1 are placed above the treble clef notes. Fingering numbers 1, 4, 3 are placed below the bass clef notes. A double bar line with repeat dots is at the end of the system.

# 12. Fit as a Fiddle and Ready To Go




*legato—staccato*

Musical notation for the first system of 'Fit as a Fiddle and Ready To Go'. It consists of two staves (treble and bass clef) in 4/4 time. The melody in the treble clef starts with a quarter note G4, followed by eighth notes A4, B4, C5, and D5. The bass clef accompaniment starts with a quarter note G3, followed by eighth notes A3, B3, and C4. Fingering numbers 3, 1, 5, 1, 3 are placed above the treble clef notes. The bass clef accompaniment is mostly sustained chords.

Musical notation for the second system of 'Fit as a Fiddle and Ready To Go'. It consists of two staves (treble and bass clef) in 4/4 time. The melody in the treble clef continues with eighth notes E5, F5, G5, and A5, followed by a quarter note B5. The bass clef accompaniment continues with eighth notes D4, E4, F4, and G4, followed by a quarter note A4. Fingering numbers 5, 1, 3, 1, 3, 1, 4, 1, 5 are placed below the bass clef notes. A double bar line with repeat dots is at the end of the system.


# Group V

## 1. Deep Breathing



Musical score for 'Deep Breathing' in 3/4 time. The first system consists of two staves (treble and bass clef) with piano accompaniment. The second system also consists of two staves with piano accompaniment. The music features chords and some melodic lines, with a 'rit.' marking at the end of the second system.

## 2. Touching Toes



Musical score for 'Touching Toes' in 4/4 time. The first system consists of two staves (treble and bass clef) with piano accompaniment. The second system also consists of two staves with piano accompaniment. The music features chords and some melodic lines, with a 'rit.' marking at the end of the second system.




### 3. Hopping



Two systems of piano accompaniment for the piece 'Hopping'. Each system consists of a treble and bass clef staff. The music is in 4/4 time and features a rhythmic pattern of eighth notes. The first system has fingerings '1 5' and '5' indicated. The second system has a fingering '5' at the beginning.

### 4. Climbing a Ladder



*legato—staccato*

Piano accompaniment for the piece 'Climbing a Ladder'. The music is in 4/4 time and features a rhythmic pattern of eighth notes with various accidentals. Fingerings are indicated throughout the piece, such as '1 3 1 3 1 2 3 1' and '3 1 3 1'. The piece concludes with a repeat sign.

# 5. Jumping Rope (Slow, and "Red Pepper")



Slow

Musical notation for the 'Slow' section of 'Jumping Rope'. It consists of two staves in 4/4 time. The melody is in the treble clef, and the bass line is in the bass clef. The melody features a sequence of eighth notes with fingerings 5, 1, 5, 1, 5, 1, 5, 1. The bass line consists of a steady eighth-note accompaniment with fingerings 1, 5, 1, 5.

"Red Pepper"

Musical notation for the "Red Pepper" section of 'Jumping Rope'. It consists of two staves in 4/4 time. The melody is in the treble clef, and the bass line is in the bass clef. The melody is more rhythmic, featuring eighth and sixteenth notes.

# 6. Swinging Arms



*legato—staccato*

Musical notation for the first part of 'Swinging Arms'. It consists of two staves in 4/4 time. The melody is in the treble clef, and the bass line is in the bass clef. The melody features triplets of eighth notes. The tempo/style is indicated as *legato—staccato*.

Musical notation for the second part of 'Swinging Arms'. It consists of two staves in 4/4 time. The melody is in the treble clef, and the bass line is in the bass clef. The melody continues with eighth notes and rests.

# 7. Hand Springs



R. H.

R. H.

Handwritten musical notation for the first system of 'Hand Springs'. It consists of two staves (treble and bass clef) in 4/4 time. The right hand (R.H.) plays a sequence of notes: a whole note G4, followed by a quarter note G4, a quarter note A4, and a quarter note B4. The left hand (L.H.) plays a sequence of notes: a quarter note G3, a quarter note A3, and a quarter note B3. The notation includes fingerings (1, 5) and slurs. Above the first staff, there are two 'R. H.' labels with arrows pointing to specific notes. Above the second staff, there are two 'L. H.' labels with arrows pointing to specific notes.


Handwritten musical notation for the second system of 'Hand Springs'. It consists of two staves (treble and bass clef) in 4/4 time. The right hand (R.H.) plays a sequence of notes: a quarter note G4, a quarter note A4, a quarter note B4, and a quarter note C5. The left hand (L.H.) plays a sequence of notes: a quarter note G3, a quarter note A3, and a quarter note B3. The notation includes fingerings (1, 5) and slurs. Above the first staff, there are two 'R. H.' labels with arrows pointing to specific notes. Above the second staff, there are two 'L. H.' labels with arrows pointing to specific notes.

# 8. Walking Like a Duck



Handwritten musical notation for the first system of 'Walking Like a Duck'. It consists of two staves (treble and bass clef) in 4/4 time. The right hand (R.H.) plays a sequence of notes: a quarter note G4, a quarter note A4, a quarter note B4, and a quarter note C5. The left hand (L.H.) plays a sequence of notes: a quarter note G3, a quarter note A3, a quarter note B3, and a quarter note C4. The notation includes fingerings (1, 5) and slurs. Above the first staff, there are two 'R. H.' labels with arrows pointing to specific notes. Above the second staff, there are two 'L. H.' labels with arrows pointing to specific notes.

# 9. Bear Walk




Musical notation system 1, measures 1-3. Treble clef, 4/4 time signature. Fingerings: 2 1, 2 1, 2 1, 2 1.

Musical notation system 2, measures 4-6. Treble clef, 4/4 time signature. Fingerings: 4 2 2, 1 2, 1 2, 1 2.

Musical notation system 3, measures 7-9. Treble clef, 4/4 time signature. Fingerings: 2 1, 2 1.

Musical notation system 4, measures 10-12. Treble clef, 4/4 time signature.

# 10. Sliding Down the Bannister



8<sub>1</sub> *gliss.*

 The first system of musical notation for 'Sliding Down the Bannister'. It consists of a treble and bass clef staff in 3/4 time. The treble staff begins with a glissando (sliding) scale marked '8<sub>1</sub> gliss.' and 'gliss.'. This is followed by a series of chords and triplets, with fingerings 1, 3, 1, 3, 3, 3, 3, and 2 indicated. The bass staff contains a few notes and rests.

8<sub>1</sub> *gliss.*

 The second system of musical notation for 'Sliding Down the Bannister'. It continues the treble staff with a glissando marked '8<sub>1</sub> gliss.' and 'gliss.', followed by triplets and chords with fingerings 3, 3, 3, and 3. The bass staff continues with notes and rests.

# 11. A Hard Trick

Practise this first:

*legato—staccato*


The first practice exercise for 'A Hard Trick'. It is in 4/4 time and consists of two staves. The treble staff has notes with fingerings 1, 3, 1, 5, 1, 3. The bass staff has notes with fingerings 5, 1, 3, 4, 1, 3, 1, 3, 1, 4, 1, 3, 1, 5. The exercise is marked 'legato—staccato'.

Now practise this:

*legato—staccato*

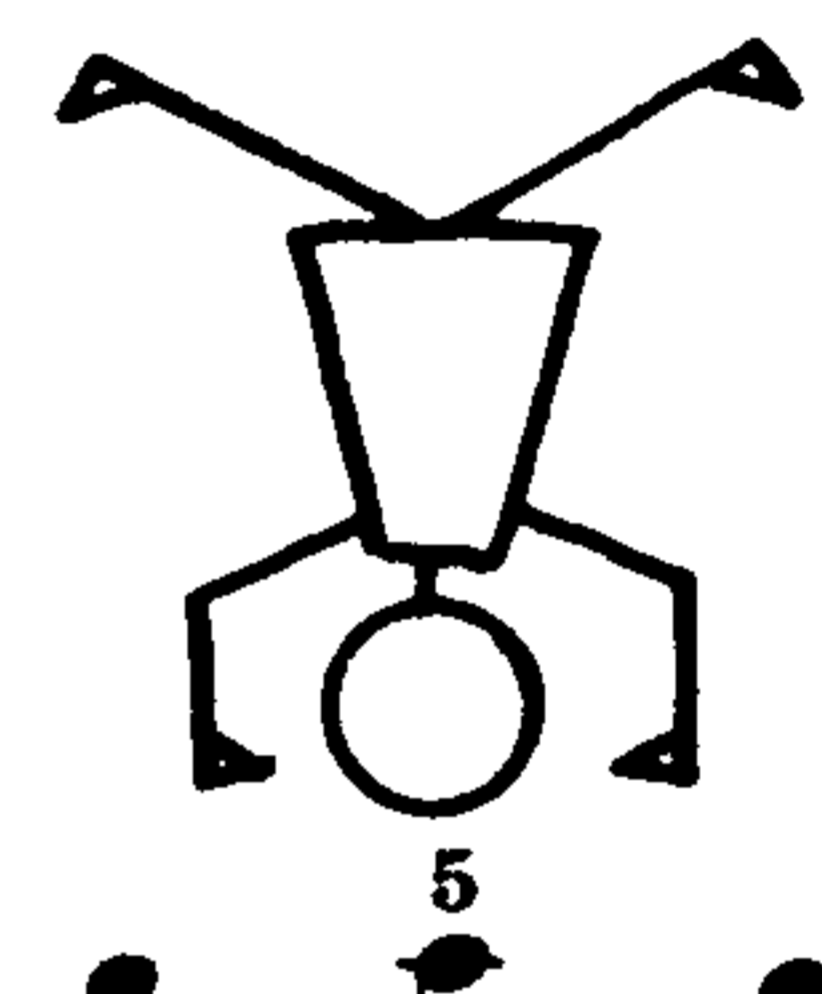
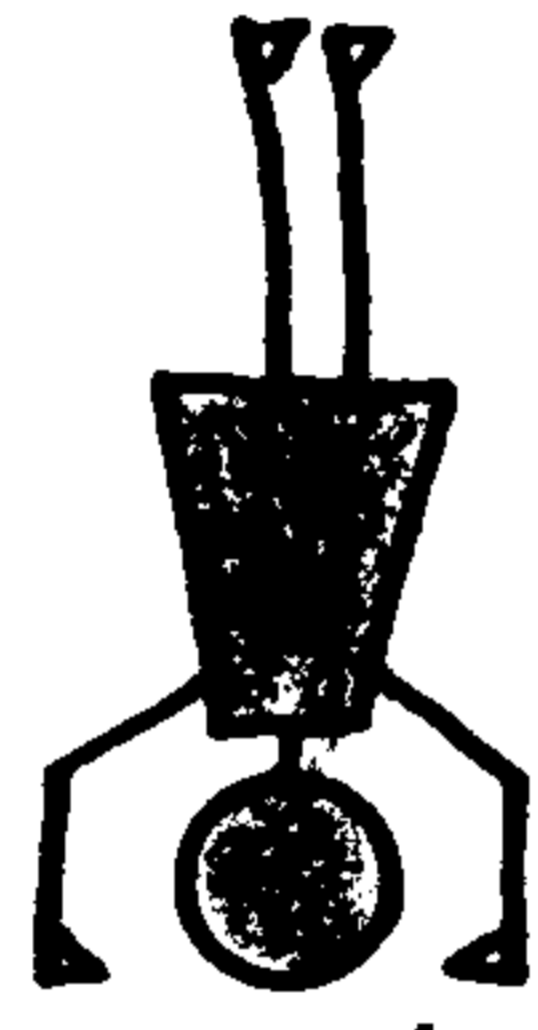
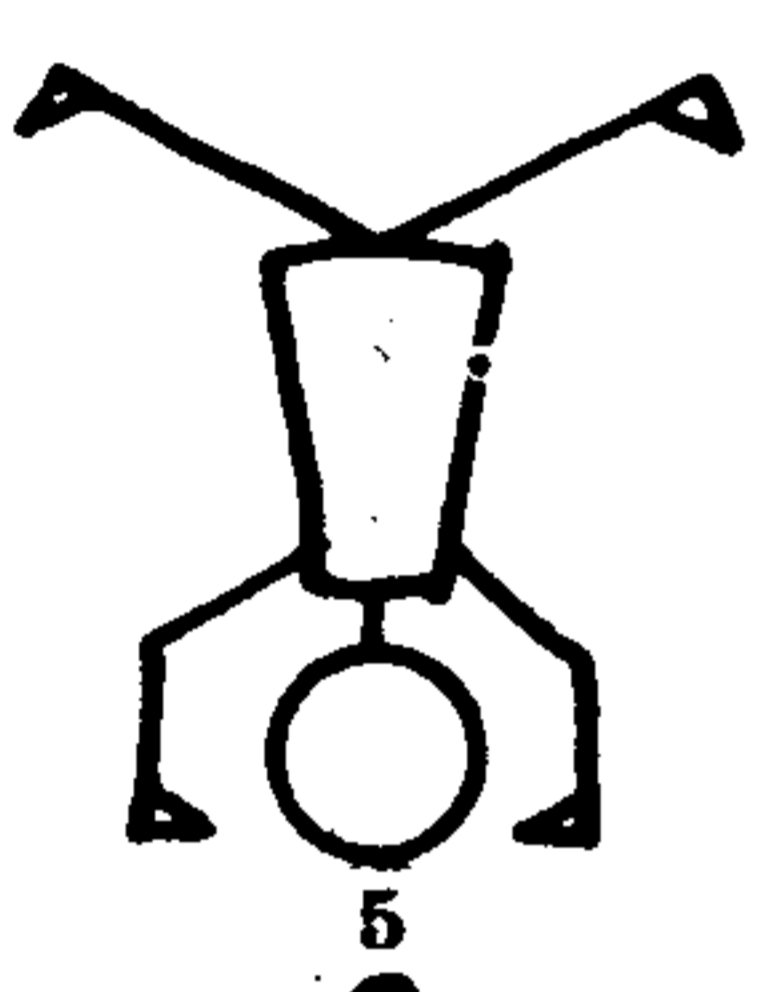
The second practice exercise for 'A Hard Trick'. It is in 4/4 time and consists of two staves. The treble staff has notes with fingerings 1, 3, 1, 5, 1, 3, 1. The bass staff has notes with fingerings 1, 3, 1, 5, 4, 1, 3, 1. The exercise is marked 'legato—staccato'.

Now do the whole trick:


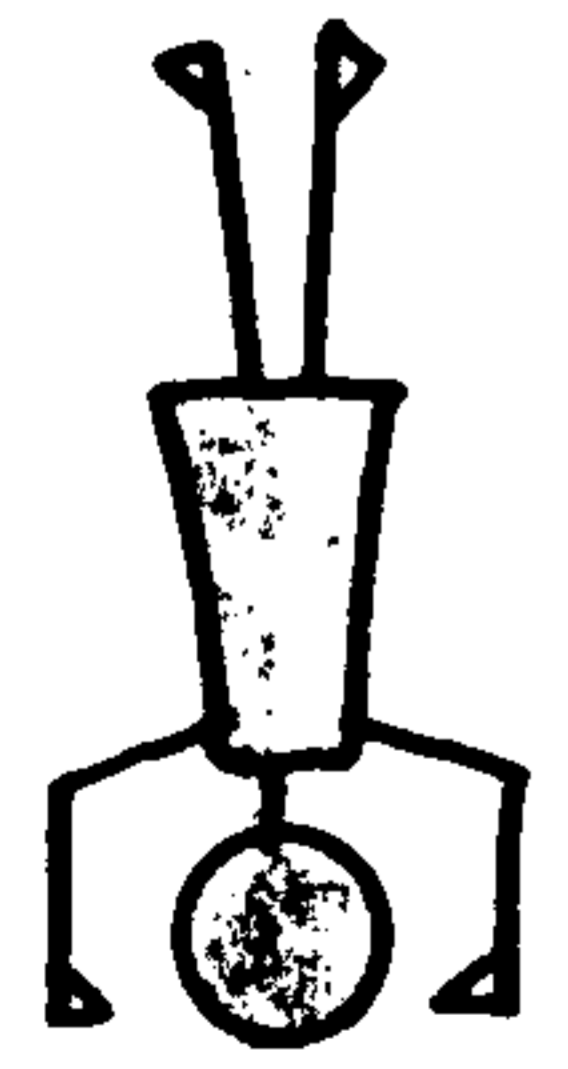


*legato—staccato*

Musical notation for the first system, consisting of a treble and bass staff. The treble staff begins with a treble clef and a 4/4 time signature. The bass staff begins with a bass clef and a 4/4 time signature. The music is divided into three measures. Fingerings are indicated by numbers 1, 3, and 4. The first measure shows a sequence of notes with fingerings 1, 3, 1 in the treble and 5, 4, 1, 3 in the bass. The second measure shows notes with fingerings 1, 3, 1 in the treble and 1, 4, 1, 3 in the bass. The third measure shows notes with fingerings 1, 3, 1 in the treble and 1, 3, 1 in the bass.



Musical notation for the second system, consisting of a treble and bass staff. The treble staff begins with a treble clef and a 4/4 time signature. The bass staff begins with a bass clef and a 4/4 time signature. The music is divided into three measures. Fingerings are indicated by numbers 1, 3, 1, 3, 1, 3, 1, 3. The first measure shows notes with fingerings 1, 3, 1, 3 in the treble and 5, 4, 1, 3 in the bass. The second measure shows notes with fingerings 1, 3, 1, 3 in the treble and 1, 3, 1, 3 in the bass. The third measure shows notes with fingerings 1, 3, 1, 3 in the treble and 5, 1, 3 in the bass.



Musical notation for the third system, consisting of a treble and bass staff. The treble staff begins with a treble clef and a 4/4 time signature. The bass staff begins with a bass clef and a 4/4 time signature. The music is divided into three measures. Fingerings are indicated by numbers 1, 3, 1, 3, 1, 3, 1, 3, 1, 3, 5. The first measure shows notes with fingerings 1, 3, 1, 3 in the treble and 1, 3, 1, 3 in the bass. The second measure shows notes with fingerings 1, 3, 1, 3 in the treble and 1, 3, 1, 3 in the bass. The third measure shows a final note with fingering 1 in the treble and 5 in the bass.

# 12. Fit as a Fiddle and Ready To Go



*legato—staccato*

The first system of musical notation consists of two staves. The upper staff is in treble clef with a 4/4 time signature. It begins with a treble clef and a 4/4 time signature. The first measure contains a series of eighth notes starting on middle C, with a '1' above the first note. The second measure continues with eighth notes, and the third measure contains a group of eighth notes with a '1' above the first note. The lower staff is in bass clef and contains two whole notes: a chord of C4, E4, G4 in the first measure, and a chord of C4, E4, G4, Bb4 in the second measure.

The second system of musical notation consists of two staves. The upper staff is in treble clef with a 4/4 time signature. It begins with a treble clef and a 4/4 time signature. The first measure contains a series of eighth notes starting on middle C, with a '1' above the first note. The second measure continues with eighth notes, and the third measure contains a group of eighth notes with a '1' above the first note. The lower staff is in bass clef and contains two whole notes: a chord of C4, E4, G4 in the first measure, and a chord of C4, E4, G4, Bb4 in the second measure. A dashed line connects the first measure of the upper staff to the first measure of the lower staff.

The third system of musical notation consists of two staves. The upper staff is in treble clef with a 4/4 time signature. It begins with a treble clef and a 4/4 time signature. The first measure contains a series of eighth notes starting on middle C, with a '5' below the first note. The second measure continues with eighth notes, and the third measure contains a group of eighth notes with a '5' below the first note. The lower staff is in bass clef and contains two whole notes: a chord of C4, E4, G4 in the first measure, and a chord of C4, E4, G4, Bb4 in the second measure.

The fourth system of musical notation consists of two staves. The upper staff is in treble clef with a 4/4 time signature. It begins with a treble clef and a 4/4 time signature. The first measure contains a series of eighth notes starting on middle C, with a '5' below the first note. The second measure continues with eighth notes, and the third measure contains a group of eighth notes with a '5' below the first note. The lower staff is in bass clef and contains two whole notes: a chord of C4, E4, G4 in the first measure, and a chord of C4, E4, G4, Bb4 in the second measure. A dashed line connects the first measure of the upper staff to the first measure of the lower staff.